

Municipio de Sahuayo, Michoacán

H. Ayuntamiento 2021-2024



MUNICIPIO DE SAHUAYO, MICH
 ESTADO ANALÍTICO DEL EJERCICIO DEL PRESUPUESTO DE EGRESOS
 CLASIFICACIÓN ADMINISTRATIVA
 DEL 01 DE ENERO DEL 2024 AL 31 DE MARZO DEL 2024


| CONCEPTO | EGRESOS | | | | | SubEjercicio |
|--|---------------|----------------------------|---------------|---------------|---------------|----------------|
| | APROBADO | AMPLIACIONES Y REDUCCIONES | MODIFICADO | DEVENGADO | PAGADO | |
| PRESIDENCIA | 33,692,695.13 | 4,213,183.15 | 37,905,878.28 | 13,294,349.01 | 12,979,317.25 | 24,611,529.27 |
| COORDINACION GENERAL | 616,163.00 | - 9,541.00 | 606,622.00 | 127,818.00 | 127,818.00 | 478,804.00 |
| SINDICATURA | 4,482,765.08 | - 268,191.02 | 4,214,574.06 | 820,419.23 | 783,042.22 | 3,394,154.83 |
| ASESORIA JURIDICA | 1,082,276.63 | - 17,988.60 | 1,064,288.03 | 258,577.64 | 257,602.64 | 805,710.39 |
| JEFATURA CONDUSEF Y PROFECO | 212,642.75 | - 2,403.00 | 210,239.75 | 43,806.00 | 43,806.00 | 166,433.75 |
| REGIDORES | 9,377,709.43 | - 174,539.84 | 9,203,169.59 | 1,973,132.39 | 1,967,612.97 | 7,230,037.20 |
| REGIDURIA | 290,020.18 | - 5,329.31 | 284,690.87 | 60,582.00 | 60,582.00 | 224,108.87 |
| SECRETARIA DEL AYUNTAMIENTO | 4,082,696.27 | - 238,641.05 | 3,844,055.22 | 707,080.11 | 697,309.61 | 3,136,975.11 |
| DIRECCION DE RELACIONES EXTERIORES | 2,895,899.47 | - 62,730.13 | 2,833,169.34 | 617,484.14 | 598,460.65 | 2,215,685.20 |
| JEFATURA DE ARCHIVO MUNICIPAL | 285,511.89 | - 63,950.76 | 221,561.13 | 59,566.40 | 59,566.40 | 161,994.73 |
| PLANEACION ESTRATEGICA | 514,820.26 | - 11,943.60 | 502,876.66 | 108,049.14 | 107,679.14 | 394,827.52 |
| DIRECCION DE SISTEMAS | 1,049,800.27 | - 409,112.26 | 640,688.01 | 128,183.06 | 128,183.06 | 512,504.95 |
| JEFATURA DEL INSTITUTO DE LA JUVENTUD | 369,759.34 | 14,347.63 | 384,106.97 | 114,103.29 | 111,549.50 | 270,003.68 |
| DIRECCION SEGURIDAD PUBLICA | 42,415,332.30 | - 1,671,941.75 | 40,743,390.55 | 8,462,021.46 | 8,425,582.95 | 32,281,369.09 |
| DIRECCION DE PROTECCION CIVIL | 4,990,200.88 | - 167,207.04 | 4,822,993.84 | 961,938.20 | 937,053.19 | 3,861,055.64 |
| DIRECCION DE INSPECCION Y VIGILANCIA DE REGLAMENTO | 2,895,755.44 | 37,671.90 | 2,933,427.34 | 693,464.09 | 681,043.25 | 2,239,963.25 |
| TESORERIA | 17,754,772.82 | 4,705,625.52 | 22,460,398.34 | 6,206,711.12 | 6,159,123.70 | 16,253,687.22 |
| TESORERIA FONDO IV | 21,428,468.69 | 2,121,932.55 | 23,550,401.24 | 27,071,991.20 | 27,071,991.20 | - 3,521,589.96 |
| RASTRO | 1,505,102.80 | - 99,725.66 | 1,405,377.14 | 346,999.09 | 342,474.49 | 1,058,378.05 |
| JEFATURA DE MERCADOS | 3,007,242.97 | 8,213.19 | 3,015,456.16 | 706,117.24 | 700,565.64 | 2,309,338.92 |
| PANTEON | 941,590.18 | 25,467.62 | 967,057.80 | 243,579.73 | 242,415.73 | 723,478.07 |
| PROVEEDURIA | 3,269,132.26 | - 321,454.12 | 2,947,678.14 | 551,328.44 | 455,162.16 | 2,396,349.70 |
| RECURSOS HUMANOS | 642,453.47 | 8,125.82 | 650,579.29 | 155,972.86 | 155,242.86 | 494,606.43 |
| CONTRALORIA | 1,500,333.37 | - 22,366.95 | 1,477,966.42 | 317,940.24 | 317,940.24 | 1,160,026.18 |
| UNIDAD DE TRANSPARENCIA | 460,619.65 | - 11,608.27 | 449,011.38 | 93,996.31 | 93,648.00 | 355,015.07 |
| DIRECCION DE SALUD Y SERVICIOS MEDICOS | 1,806,370.41 | 382,214.73 | 2,188,585.14 | 797,170.71 | 687,720.71 | 1,391,414.43 |
| COORDINACION DE COMUNICACION SOCIAL Y PROTOCOLO | 3,616,851.55 | - 124,118.22 | 3,492,733.33 | 742,527.56 | 509,052.78 | 2,750,205.77 |

| | | | | | | |
|---|----------------------|---------------------|----------------------|----------------------|----------------------|----------------------|
| JEFATURA DE FERIAS Y EVENTOS | 1,719,563.69 | 263,355.47 | 1,982,919.16 | 659,539.79 | 607,151.79 | 1,323,379.37 |
| DIRECCION DE DESARROLLO SOCIAL | 6,641,741.86 | 797,705.38 | 7,439,447.24 | 2,501,683.61 | 2,483,488.02 | 4,937,763.63 |
| JEFATURA DE CEDECOS | 6,172,935.23 | - 1,050,184.14 | 5,122,751.09 | 455,461.36 | 447,965.73 | 4,667,289.73 |
| DIRECCION DIF | 6,694,579.12 | 343,735.21 | 7,038,314.33 | 1,772,953.83 | 1,749,291.74 | 5,265,360.50 |
| DIRECCION INSTITUTO DE LA MUJER | 556,359.30 | - 63,896.06 | 492,463.24 | 65,893.27 | 54,659.27 | 426,569.97 |
| JEFATURA DEL INSTITUTO DE LA DISCAPACIDAD | 536,306.85 | 10,052.29 | 546,359.14 | 133,510.12 | 122,962.64 | 412,849.02 |
| JEFATURA DE ATENCION AL MIGRANTE | 254,098.14 | 106,164.63 | 360,262.77 | 165,034.30 | 164,581.90 | 195,228.47 |
| DIRECCION DE CULTURA | 1,967,934.84 | - 153,246.30 | 1,814,688.54 | 384,236.87 | 351,268.39 | 1,430,451.67 |
| DIRECCION DEL DEPORTE | 4,896,867.02 | 68,969.04 | 4,965,836.06 | 1,364,435.52 | 1,324,189.60 | 3,601,400.54 |
| DIRECCION DE EDUCACION | 2,317,336.85 | 71,104.34 | 2,388,441.19 | 402,283.51 | 285,867.51 | 1,986,157.68 |
| JEFATURA DE BIBLIOTECA | 342,924.18 | - 3,661.62 | 339,262.56 | 73,463.65 | 71,757.00 | 265,798.91 |
| DIRECCION DE OPERACIONES ACADEMICAS E IDIOMAS | 1,635,886.08 | 62,631.17 | 1,698,517.25 | 585,586.78 | 452,382.78 | 1,112,930.47 |
| DIRECCION DE OBRAS PUBLICAS | 185,239,052.33 | 3,411,554.61 | 188,650,606.94 | 18,806,686.24 | 18,585,890.63 | 169,843,920.70 |
| DIRECCION DE DESARROLLO RURAL | 1,536,959.99 | - 143,234.35 | 1,393,725.64 | 215,858.72 | 213,418.72 | 1,177,866.92 |
| DIRECCION DE PLANEACION URBANA Y TERRITORIAL | 1,030,908.35 | - 164,729.14 | 866,179.21 | 108,938.86 | 105,783.52 | 757,240.35 |
| DIRECCION AGUA POTABLE | 47,724,384.49 | - 3,864,473.96 | 43,859,910.53 | 11,120,408.94 | 11,038,916.92 | 32,739,501.59 |
| DIRECCION DE ESPACIOS PUBLICOS Y MOVILIDAD URBANA | 2,940,359.90 | 69,804.53 | 3,010,164.43 | 756,739.80 | 729,922.35 | 2,253,424.63 |
| JEFATURA DE ECOLOGIA | 642,154.17 | - 159,229.77 | 482,924.40 | 180,459.79 | 180,459.79 | 302,464.61 |
| JEFATURA DE PARQUES Y JARDINES | 2,761,026.16 | - 63,741.05 | 2,697,285.11 | 595,685.74 | 589,268.24 | 2,101,599.37 |
| JEFATURA DE OFICIALIA MAYOR | 48,040,036.34 | - 4,552,087.19 | 43,487,949.15 | 9,319,312.47 | 9,155,102.80 | 34,168,636.68 |
| JEFATURA DE ENERGIA | 4,234,436.59 | 403,184.87 | 4,637,621.46 | 1,445,460.52 | 1,195,810.44 | 3,192,160.94 |
| DIRECCION DE URBANISTICA | 2,479,167.07 | 68,426.73 | 2,547,593.80 | 656,431.63 | 653,496.83 | 1,891,162.17 |
| DIRECCION DE DESARROLLO ECONOMICO E INDUSTRIAL | 1,080,417.38 | 92,771.10 | 1,173,188.48 | 638,516.55 | 610,940.76 | 534,671.93 |
| TURISMO | 669,266.60 | - 25,032.73 | 644,233.87 | 123,784.00 | 123,720.00 | 520,449.87 |
| TOTAL DEL GASTO | 497,301,689.0 | 3,359,932.59 | 500,661,621.6 | 118,197,274.5 | 115,999,843.7 | 382,464,347.0 |

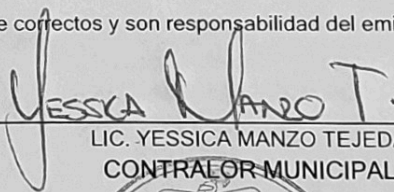
Bajo protesta de decir verdad declaramos que los Estados Financieros y sus notas, son razonablemente correctos y son responsabilidad del emisor.


C. KARLA TERESA HINOJOSA PEREZ
PRESIDENTA MUNICIPAL PROVISIONAL





MTRA. LUZ ADRIANA GONZALEZ AYALA
SÍNDICA MUNICIPAL




LIC. YESSICA MANZO TEJEDA
CONTRALOR MUNICIPAL




C. LUIS ARMANDO SANDOVAL GUTIERREZ
TESORERO MUNICIPAL

